

GRÖS

OPD15

VNA battery truck (man-down)

Characteristics

1. AC power system;
2. Thumb hydraulic operation handle;
3. EPS (electric powered steering) system;
4. Electromagnetic control valve;
5. Multifunctional instrument, which can display parking brake, driving direction, hour meter, driving speed, fault code, etc;
6. Super capacity battery;
7. It is applicable for a channel width with only 1.6m;
8. High elastic shock absorption seat;
9. ZF gearbox from Germany;
10. Adjustable steering wheel;
11. Side pull battery for convenient and quick battery replacement.

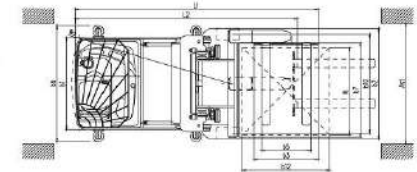
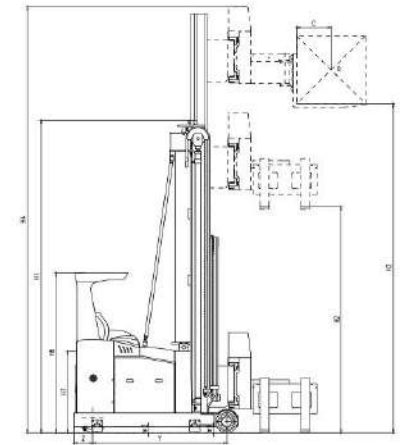


GRÖS OPD15

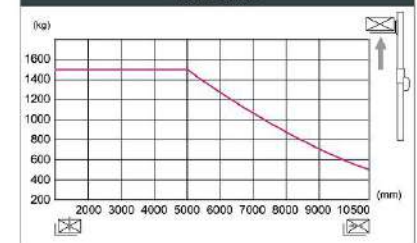
Product characteristics table

Characteristics		
1.1 Model		OPD15
1.2 Operator type		Seated
1.3 Rated capacity	Q(kg)	1500
1.4 Lift height(Max.)	H3(mm)	10500
1.5 Load capacity at the highest	Kg	550
1.6 Service weight with battery	Kg	7510
1.7 Load center	c(mm)	600
1.8 Front overhang	x(mm)	160
1.9 Wheel base	y(mm)	1840
1.10 Rear overhang	z(mm)	260
Wheels		
2.1 Wheels type		PU
2.2 Wheels size(Front)	mm	300X164
2.3 Wheels size(Rear)	mm	406X152
2.4 Wheel quantity (Front/Rear)		2/1X
2.5 Front wheel base	b10(mm)	1360
Dimension		
3.1 Mast lowered height	H1(mm)	4640
3.2 Mast extend height	H4(mm)	11800
3.3 Free lift height	H2(mm)	3540
3.4 Overhead guard height	H6(mm)	2200
3.5 Seat height	H7(mm)	1120
3.6 Overall length	L1(mm)	3340
3.7 Vehicle length to face of forks	L2(mm)	3050
3.8 Overall width	b1/b2(mm)	1260/1520
3.9 Fork size(Thickness/width/length)	s/e/l(mm)	45X125X1250
3.10 Fork carriage ISO2328,class/type		2/A
3.11 Fork carriage width	b3(mm)	880
3.12 Width across forks	b5(mm)	845
3.13 Width across guide rollers	b6(mm)	1600
3.14 Lateral extension distance	b7(mm)	1300
3.15 Ground clearance at the mast	m1(mm)	80
3.16 Ground clearance,center of wheelbase(laden)	m2(mm)	80
3.17 Min aisle width for pallets 1200 x 1200mm,clearance 200mm	Ast1(mm)	1800
3.18 Min aisle width for pallets 1000 x 1200mm,clearance 200mm	Ast2(mm)	1800
3.19 Min aisle width for pallets 1000 x 1000mm,clearance 200mm	Ast3(mm)	1700
3.20 Min aisle width for pallets 800 x 1200mm,clearance 200mm	Ast4(mm)	1700
3.21 Turning radius	Wa(mm)	2170
Performance		
4.1 Travel speed,laden/unladen	Km/h	8/8.5
4.2 Lift speed, laden/unladen	mm/S	200(330)/300(360)
4.3 lowering speed, laden/unladen	mm/S	400/300
4.4 Lateral extension speed,laden/unlade	mm/S	150/150
4.5 Service brake		Regenerative brake /hydraulic brake
4.6 Parking brake		Electromagnetic brake
4.7 Axle load(without load),front/rear	Kg	6640/ 2370
4.8 Axle load(with load),front/rear	Kg	4373/ 3137
Motor and battery		
5.1 Drive motor power,60min	Kw	7
5.2 Lifting motor power,15min	Kw	12(15)
5.3 Battery voltage/capacity,K5	V/Ah	48V/1000Ah
5.4 Battery weight	Kg	1680
Others		
6.1 Type of drive control		AC
6.2 Sound pressure level at driver's ear	Db(A)	≤70
6.3 Steering type		Electronic steering

OPD15 Dimensions



Load Curve



MANUFACTURER: ANHUI HELI CO., LTD.

AUTHORIZED DEALER

* Details of specifications and equipment are based on information available at time of printing and may change without notice.